

# Red River Software Patch Installation Guide

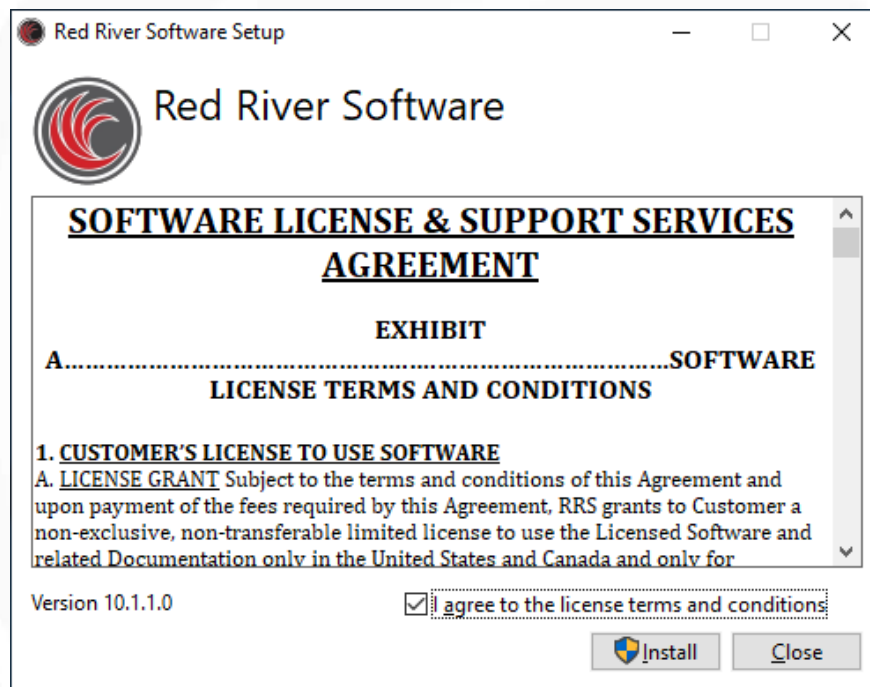
This document will guide you through the Red River Software Patch Installation process. This Patch Installation process typically takes approximately 1 minutes to complete.

## Requirements

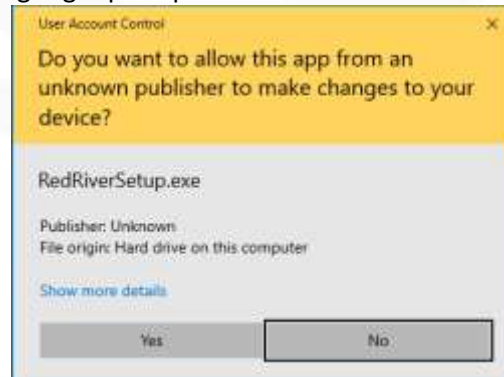
- Requires the base 10.1.0.0 Installation to be installed.

## Upgrade Instructions

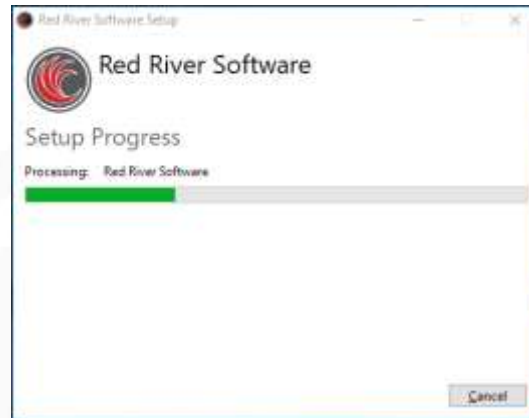
1. When the Executable is ran, the following will appear:



2. Read the license agreement, check “I agree to the license terms and conditions” and click Install.
3. After clicking Install, you might get prompted with a User Account Control, Click Yes.

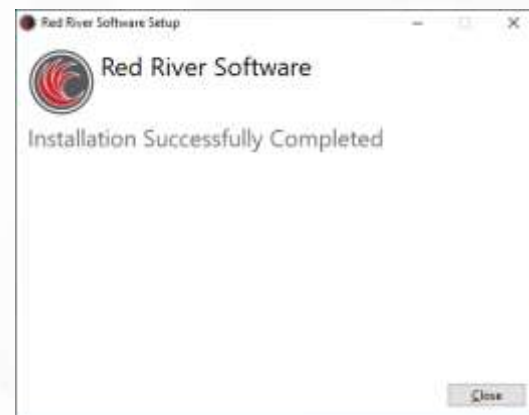


4. Now the update will now be performed:




The Number of patches this is applying will increase depending on the patch.

5. Once this finishes, you will get the following message:



6. It should prompt with a PDF Document displaying the What's New Release Notes.  
 7. After the update is finished, the following two places should reflect the updated version
- Control Panel – Programs and Features:
  - The Patch performed should reflect its version number here.
    - This shows the Programs and Features after the 10.0.X.0 Patch Upgrade.

| Name   | Publisher          | Installed On | Size    | Version  |
|--|--------------------|--------------|---------|----------|
|  Red River Software | Red River Software | 10/6/2021    | 1.12 GB | 10.1.1.0 |

\*Make sure the version reflects the version that is being applied.

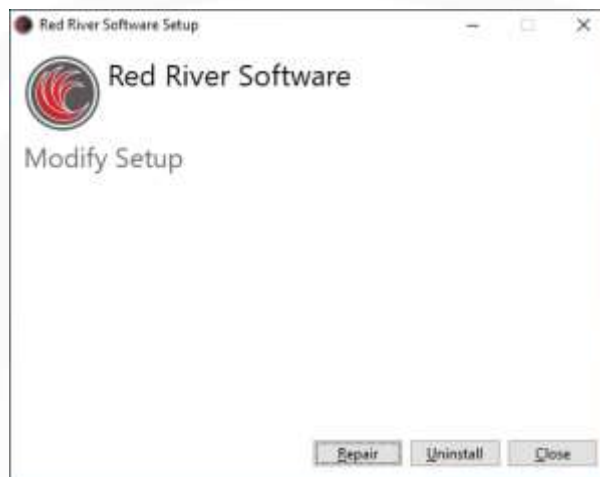
- Within RRS, clicking on **Help – About:** should also reflect the Version: <version#>
  - After performing the 10.0.X Patch Upgrade you should see: Version: 10.0.X

***This completes the Patch Upgrade process!***

### Modify Instructions

The new Patch Installer has the ability to Repair or Uninstall.

1. When the Executable is ran again, you may get prompted with a User Account Control, Click Yes.
2. Then the following will appear:



1. Clicking the “Repair” button will put all the most recent patch files back in place.
2. Clicking the “Uninstall” button will remove RRS from the system.